

## Daily Direct Steer and Heifer Slaughter Cattle Summary

For Trade on:

Wednesday, July 16, 2025

<a href="#">LM CT100</a>	<b>5-Area</b>	<a href="#">LM CT109</a>
<b>Neg. Cash Volume:</b>	538	<b>Dressed Formula Vol:</b> 29,039
<b>Live Steer Avg:</b>	\$235.78	<b>Steer/Heifer Avg:</b> \$367.43
<b>Live Heifer Avg:</b>	\$234.52	<b>Dressed Neg. Grid Vol:</b> 3,456
<b>Dressed Steer Avg:</b>	N/A	<b>Steer/Heifer Avg:</b> \$374.45
<b>Dressed Heifer Avg:</b>	N/A	<b>TOTAL VOLUME:</b> <b>33,033</b>
<a href="#">LM CT106</a>	<b>TOTAL WK TO DATE VOLUME:</b>	<b>132,773</b>
<b>Committed:</b>	<b>51,101</b>	<b>Delivered:</b> <b>71,926</b>

<a href="#">LM CT118</a>	<b>TX-OK-NM</b>	<a href="#">LM CT109</a>
<b>Neg. Cash Volume:</b>	0	<b>Dressed Formula Vol:</b> 8,593
<b>Live Steer Avg:</b>	N/A	<b>Steer/Heifer Avg:</b> \$360.95
<b>Live Heifer Avg:</b>	N/A	<b>Dressed Neg. Grid Vol:</b> 0
<b>Dressed Steer Avg:</b>	N/A	<b>Steer/Heifer Avg:</b> N/A
<b>Dressed Heifer Avg:</b>	N/A	<b>TOTAL VOLUME:</b> <b>8,593</b>
<a href="#">LM CT106</a>	<b>TOTAL WK TO DATE VOLUME:</b>	<b>38,285</b>
<b>Committed:</b>	<b>15,761</b>	<b>Delivered:</b> <b>18,177</b>

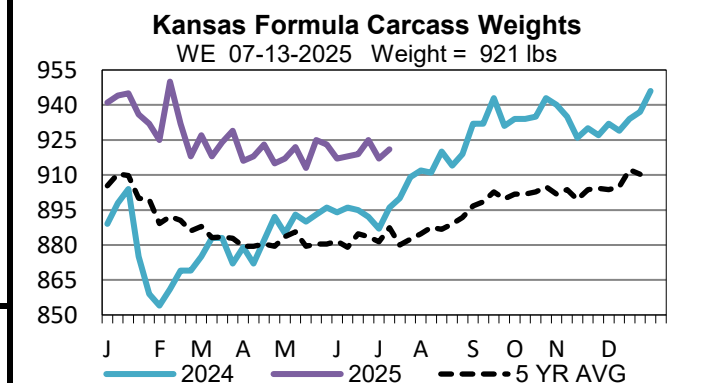
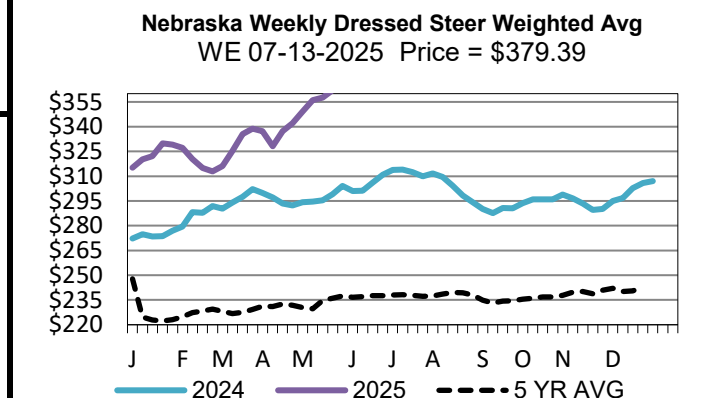
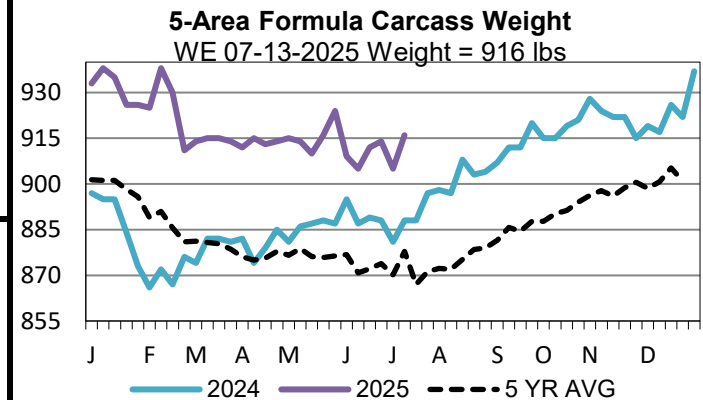
<a href="#">LM CT121</a>	<b>KANSAS</b>	<a href="#">LM CT109</a>
<b>Neg. Cash Volume:</b>	312	<b>Dressed Formula Vol:</b> 11,508
<b>Live Steer Avg:</b>	\$230.00	<b>Steer/Heifer Avg:</b> \$362.21
<b>Live Heifer Avg:</b>	\$228.00	<b>Dressed Neg. Grid Vol:</b> 1,067
<b>Dressed Steer Avg:</b>	N/A	<b>Steer/Heifer Avg:</b> \$367.76
<b>Dressed Heifer Avg:</b>	N/A	<b>TOTAL VOLUME:</b> <b>12,887</b>
<a href="#">LM CT106</a>	<b>TOTAL WK TO DATE VOLUME:</b>	<b>51,407</b>
<b>Committed:</b>	<b>14,510</b>	<b>Delivered:</b> <b>20,060</b>

<a href="#">LM CT124</a>	<b>NEBRASKA</b>	<a href="#">LM CT109</a>
<b>Neg. Cash Volume:</b>	226	<b>Dressed Formula Vol:</b> 6,913
<b>Live Steer Avg:</b>	\$240.00	<b>Steer/Heifer Avg:</b> \$381.75
<b>Live Heifer Avg:</b>	\$240.00	<b>Dressed Neg. Grid Vol:</b> 1,104
<b>Dressed Steer Avg:</b>	N/A	<b>Steer/Heifer Avg:</b> \$375.30
<b>Dressed Heifer Avg:</b>	N/A	<b>TOTAL VOLUME:</b> <b>8,243</b>
<a href="#">LM CT106</a>	<b>TOTAL WK TO DATE VOLUME:</b>	<b>26,503</b>
<b>Committed:</b>	<b>12,500</b>	<b>Delivered:</b> <b>18,712</b>

<a href="#">LM CT134</a>	<b>COLORADO</b>	<a href="#">LM CT109</a>
<b>Neg. Cash Volume:</b>	0	<b>Dressed Formula Vol:</b> 1,132
<b>Live Steer Avg:</b>	N/A	<b>Steer/Heifer Avg:</b> \$371.32
<b>Live Heifer Avg:</b>	N/A	<b>Dressed Neg. Grid Vol:</b> 0
<b>Dressed Steer Avg:</b>	N/A	<b>Steer/Heifer Avg:</b> N/A
<b>Dressed Heifer Avg:</b>	N/A	<b>TOTAL VOLUME:</b> <b>1,132</b>
<a href="#">LM CT106</a>	<b>TOTAL WK TO DATE VOLUME:</b>	<b>8,157</b>
<b>Committed:</b>	<b>3,991</b>	<b>Delivered:</b> <b>5,337</b>

<a href="#">LM CT137</a>	<b>IA-MN</b>	<a href="#">LM CT109</a>
<b>Neg. Cash Volume:</b>	0	<b>Dressed Formula Vol:</b> 1,004
<b>Live Steer Avg:</b>	N/A	<b>Steer/Heifer Avg:</b> \$381.74
<b>Live Heifer Avg:</b>	N/A	<b>Dressed Neg. Grid Vol:</b> 1,285
<b>Dressed Steer Avg:</b>	N/A	<b>Steer/Heifer Avg:</b> \$379.26
<b>Dressed Heifer Avg:</b>	N/A	<b>TOTAL VOLUME:</b> <b>2,289</b>
<a href="#">LM CT106</a>	<b>TOTAL WK TO DATE VOLUME:</b>	<b>8,825</b>
<b>Committed:</b>	<b>4,339</b>	<b>Delivered:</b> <b>9,640</b>

On Wednesday, negotiated cash trade was mostly inactive on moderate demand in all feeding regions. The last established market in the Texas Panhandle was last week from 228.00-230.00. The last established market in Kansas was last week ranging from 225.00-230.00, mostly at 230.00. The last established market in Nebraska was last week, with live purchases from 240.00-241.00 and dressed purchases at 380.00. The last established market in the Western Cornbelt was last week, with live purchases ranging from 235.00-240.00, mostly at 240.00. Dressed purchases in the Western Cornbelt last week were at 380.00.



## USDA Livestock, Poultry and Grain Market News

Kansas City, MO

Phone: 816-676-7000

[stjoe.lpgmn@ams.usda.gov](mailto:stjoe.lpgmn@ams.usda.gov)